

# SafeSport Training

1. Go to the bysa.org web site and click on the Member Login button on the upper right.



- On the Account page, click on the Begin Training next to the Abuse Prevention Certificate label.






## My Member Account

My Member Account Home | [Sign Out](#)

Choose Layout: [List](#) [Tiles](#)

[Register Now](#) [View Team Assignments](#) [My Registrations](#) [Change My Password](#) [Add A Family Member](#)

### Member Profiles

<p><b>Donna Filipek</b> <a href="#">Edit Member Information</a></p> <p>Parent/Guardian 2</p>  <p><a href="#">Upload Photo</a></p>	<p><b>Jennifer Filipek</b> <a href="#">Edit Member Information</a></p> <p>Child, Player</p> <p>Player Documents</p> <p><input type="radio"/> Birth Certificate <a href="#">Upload</a></p>  <p><a href="#">Upload Photo</a></p>
<p><b>Joseph Filipek</b> <a href="#">Edit Member Information</a></p> <p>Child, Player</p> <p>Player Documents</p> <p><input type="radio"/> Birth Certificate <a href="#">Upload</a></p>  <p><a href="#">Upload Photo</a></p>	<p><b>Ron Filipek</b> <a href="#">Edit Member Information</a></p> <p>Parent/Guardian 1, Coach</p> <p>Coaching Documents</p> <p><input checked="" type="checkbox"/> Concussion Training Certification <a href="#">Manage</a></p> <p><input type="radio"/> Abuse Prevention Certificate <a href="#">Begin Training &gt;</a></p>  <p><a href="#">Upload Photo</a></p> <p>Background Check: 2583486 - Cleared </p>

### Account Balances

Event	Registration Date	Balance	
Fall 2019 -Players	08/08/2019	\$115.00	<a href="#">Pay Now</a>

### Notices

You have no current notices.

3. You will see a pop-up window offering the training course and the option of uploading a certificate.


[Go to Member Home](#)

## Access Your SafeSport Training

This SafeSport training course covers Sexual Misconduct Awareness Education is geared toward coaches, team volunteers, officials or team staff members (athletic trainer, team doctor, etc.). You are eligible to take this training through your sport's National Governing Body, U.S. Soccer and became a requirement due to federal legislation passed in 2018.

**Copy U.S. Soccer Access Code below.**  
**Your U.S. Soccer Access Code is required to access your training.**

Access Code

**YC3E-6P5G-YYIL-CS2M** 

Your training course is not timed and can take around 1-2 hours to complete.


**Your first name, last name, and date of birth must match the information input in Safe Sport to validate and approve completed courses.**

[BEGIN SAFESPORT TRAINING](#)

## Already completed your Safe Sport Training?

If you've already taken your SafeSport training for the season, you can upload your certification below so it can be reviewed by your club or Association.

[UPLOAD SAFESPORT CERTIFICATE](#)



4. Click on the Upload Safesport Certificate button at the bottom which will bring up another pop-up. Click on the Upload bar at the bottom. This will bring up a window to choose your certificate file. Please note that the best file format to use is an Adobe pdf format. If you use an image, it must be at least 700px by 1000px. You can find this by right clicking on the file and checking the Properties line and then the Detail tab.

